

### Remote Learning Timetable Year 6




Week commencing: 11/1/21


The links below will direct you to lessons and activities to complete whilst you are at home.

It is very important that you complete all of the activities to make sure that you keep up with the learning taking place in your class.

**Live Online Lessons:** please be on Microsoft Teams promptly for the start of the lesson.

**Saved Video Lessons:** these can be accessed during the day on Microsoft Teams.

		<b>Times</b>	<b>Link / Activity</b>
Monday	Lesson 1: Maths	10.00am 1 hour	Join the online Maths lesson on Microsoft Teams. <b>Dividing Fractions</b> Complete the activity in the Y6 Maths Folder after your online lesson.
	Lesson 2: Spelling	20 minutes	<b>Your spellings are in the Y6 English folder.</b> Practise them in your homework book. Choose a way of practising them: <ul style="list-style-type: none"> <li>• Rainbow words</li> <li>• Pyramid words</li> <li>• Mnemonics (make it into a poem like Big Elephants Can't Always Use Small Entrances for 'because')</li> </ul> <p style="text-align: right;">Look, say, cover, write, check</p>
	Lesson 3: English	1 hour	Watch the recorded lesson on Microsoft Teams in the Y6 English folder. <b>Gather Ideas</b> <b>Activity:</b> Research and plan a non-chronological report about World War 2 aircrafts. We will be writing the report tomorrow. There is a planning help sheet in the folder or you could make a mind map.
	Lesson 4: Science	2.00pm 1 hour	Join the Microsoft Teams lesson in the Y6 Science folder. <b>How do objects become charged?</b> <b>Activity:</b> Test and/or predict how different objects hold an electrical charge.
	Lesson 5: Picture News	20 minutes	<a href="https://www.picture-news.co.uk/discuss/">https://www.picture-news.co.uk/discuss/</a> Click on 'latest poster'. Watch the online assembly video and leave a comment about your reflections on this week's Picture News.
Tuesday	Lesson 1: Maths	10.00am 1 hour	Join the online Maths lesson on Microsoft Teams. <b>Dividing Fractions</b> Complete the activity in the Y6 Maths Folder after your online lesson.
	Lesson 2: Mental Maths	30 mins	<a href="https://trockstars.com/">https://trockstars.com/</a> Rehearse your times table skills on Times Table Rockstars.
	Lesson 3: English	1 hour	Watch the recorded lesson on Microsoft Teams in the Y6 English folder. <b>Creating Cohesion</b> <b>Activity:</b> Write your non-chronological report about the aircraft. You can do this on paper or you can use a computer device.
	Lesson 4: History	40 mins	Watch the recorded lesson on Microsoft Teams in the Y6 Holybrook Curriculum folder. <b>Historical Research</b> Our Holybrook Curriculum Theme this term is 'Early Islamic Civilisation'. This follows on from the Year 5 theme of learning about the British Empire. All links are in the Y6 Holybrook Curriculum folder. Week 1: <div style="border: 1px solid black; padding: 5px; width: fit-content;">  Introducing Baghdad in 900AD   Jobs in 900AD Baghdad   Great Fashion in Baghdad 900AD         </div> <b>Activity:</b> Write a brief summary of what you have found out.
	Lesson 5: Reading/ Accelerated Reader	30 minutes	<a href="https://ukhosted98.renlearn.co.uk/6702012/public/rpm/login/Login.aspx?srcID=s">https://ukhosted98.renlearn.co.uk/6702012/public/rpm/login/Login.aspx?srcID=s</a> Accelerated Reader is our online quiz resource for school reading books. After reading your home reading book, take a quiz on your Accelerated Reader account. You can check if other books have a quiz on there at: <a href="http://www.arbookfind.co.uk">www.arbookfind.co.uk</a>

			<p>If you have not finished your book, please spend the time reading. Free ebooks can be found at:  <a href="https://www.oxfordowl.co.uk/for-home/find-a-book/library-page/">https://www.oxfordowl.co.uk/for-home/find-a-book/library-page/</a></p>
Wednesday	Lesson 1: English	10.00am 1 hour	<p>Join the online English lesson on Microsoft Teams.  <b>Creating Cohesion</b>          Complete the activity in the Y6 English Folder after your online lesson.</p>
	Lesson 2: Punctuation and Grammar	30 mins	<p><a href="http://www.spag.com">www.spag.com</a>          Every week there are activities based on your writing targets. Choose at least two activities from your list to complete.</p>
	Lesson 3: Maths	45 minutes	<p>Watch the recorded lesson on Microsoft Teams in the Y6 Maths folder.  <b>Arithmetic</b>          We have developed ways of adding, subtracting, multiplying and dividing fractions. The tricky bit is switching between each strategy. Revise the methods and answer the questions on the activity.  <b>Activity:</b> Fractions Arithmetic</p>
	Lesson 4: PE	30 min	<p>Tag Rugby: catching</p> <p style="text-align: center;"><b>how to play:</b></p> <ul style="list-style-type: none"> <li>• One of the pair, the 'Dropper', stands with a ball in each hand and their arms held out at shoulder height to the sides of their body.</li> <li>• Their partner, the 'Catcher' should stand opposite facing them.</li> <li>• The Dropper can drop either ball at any time.</li> <li>• The Catcher must attempt to catch the ball that is dropped after it has bounced once.</li> <li>• The pair then swap roles.</li> <li>• Keep repeating the activity, swapping roles each time.</li> </ul> 
	Lesson 5: Computing	2.00pm 1 hour	<p>Join the online Computing lesson on Microsoft Teams.  <b>Game Makers</b>          Complete the activity on Purple Mash after the online lesson.</p> <p>Activity Name: Purple Mash (choose an activity from the list below).          Spicy: Jumping Monkey          Hot: Princess and the Frog          Mild: Haunted Scene</p>
Thursday	Lesson 1: English	10.00am 1 hour	<p>Join the online English lesson on Microsoft Teams.  <b>Creating Cohesion 2</b>          Complete the activity in the Y6 English Folder after your online lesson.</p>
	Lesson 2: Mental Maths	30 mins	<p><a href="https://trockstars.com/">https://trockstars.com/</a>          Rehearse your times table skills on Times Table Rockstars.</p>
	Lesson 3: Maths	1 hour	<p>Watch the recorded lesson on Microsoft Teams in the Y6 Maths folder.  <b>BODMAS with Fractions 1</b>          This is a lesson about the order of operations in questions that have more than one calculation to do.  <b>Activity:</b> BODMAS Revision</p>
	Lesson 4: Spelling	20 minutes	<p><b>Your spellings are in the Y6 English folder.</b>          Practise them in your homework book. Choose a way of practising them:</p> <ul style="list-style-type: none"> <li>• Rainbow words</li> <li>• Pyramid words</li> <li>• Mnemonics (make it into a poem like Big Elephants Can't Always Use Small Entrances for 'because')</li> </ul> <p>Look, say, cover, write, check</p>
	Lesson 5: PSHE	30 minutes	<p>Watch the recorded lesson on Microsoft Teams in the Y6 Holybrook Curriculum folder.  <b>Mental Health</b>          We are learning about strategies we can do to improve our mental health. Think about your emotions and feelings during the day. How do they change at different times of day?  <b>Activity:</b> Graph of Emotion (in the Y6 Holybrook Curriculum channel).</p>

Friday	Lesson 1: Maths	10.00am 1 hour	Join the online Maths lesson on Microsoft Teams. <b>BODMAS with Fractions 2</b> Complete the activity in the Y6 Maths Folder after your online lesson.
	Lesson 2: Mental Maths	40 minutes	Arithmetic – Missing Numbers This term we are focusing on refining our arithmetic skills. Make sure you have a pencil and paper handy to use your written method to work out the missing numbers: <a href="https://www.purplemash.com/#app/pup/maths_Efficientmental1_L5">https://www.purplemash.com/#app/pup/maths_Efficientmental1_L5</a>
	Lesson 3: English	1 hour	Watch the recorded lesson on Microsoft Teams in the Y6 English folder. <b>Check and Edit 2</b> <b>Activity:</b> Check and Edit Check your writing from this week and make any improvements needed.
	Lesson 4: PE	10 minutes	PE with Marcus Rashford <a href="http://www.bbc.co.uk/bitesize">www.bbc.co.uk/bitesize</a> A link direct to the lesson will be sent out on Friday.
	Lesson 5: Assembly	2.00pm 30 minutes	Join the online assembly on Microsoft Teams. <b>Y6 Assembly</b>